

CHANDOL FARMERS PRODUCER COMPANY LIMITED

Balance Sheet as on 31 March, 2022

CIN:U01403MH2015PTC262193

Particulars	Note No.	As at 31 March, 2022	As at 31 March, 2021
A EQUITY AND LIABILITIES			
1 Shareholders' funds			
(a) Share capital	1	1263800.00	699500.00
(b) Reserves and surplus	2	1180558.97	923870.00
(c) Money received against share warrants			
		2444358.97	1623370.00
2 Share application money pending allotment		0.00	0.00
3 Non-current liabilities			
(a) Long-term borrowings	3	555907.00	1187410.00
(b) Deferred tax liabilities (net)		129484.00	113851.00
(c) Other long-term liabilities		0.00	0.00
(d) Long-term provisions		0.00	0.00
		685391.00	1301261.00
4 Current liabilities			
(a) Short-term borrowings		0.00	0.00
(b) Trade payables	4	995085.00	3643653.00
(c) Other current liabilities	5	0.00	3325.00
(d) Short-term provisions	6	97770.00	63550.00
		1092855.00	3710528.00
TOTAL		4222604.97	6635159.00
B ASSETS			
1 Non-current assets			
(a) Fixed assets			
(i) Tangible assets	7	1765259.00	1898886.00
(ii) Intangible assets		0.00	0.00
(iii) Capital work-in-progress		0.00	0.00
(iv) Intangible assets under development		0.00	0.00
(v) Fixed assets held for sale		0.00	0.00
		1765259.00	1898886.00
(b) Non-current investments	8	63500.00	63000.00
(c) Deferred tax assets (net)		0.00	0.00
(d) Long-term loans and advances	9	47000.00	47000.00
(e) Other non-current assets		0.00	0.00
(f) Preliminary Exp.		0.00	0.00
		110500.00	110000.00
2 Current assets			
(a) Current investments		0.00	0.00
(b) Inventories		1234560.00	3791469.00
(c) Trade receivables	10	822949.88	266313.00
(d) Cash and cash equivalents	11	227825.24	549673.52
(e) Short-term loans and advances		0.00	0.00
(f) Other current assets	12	61509.84	18816.48
		2346844.96	4626272.00
TOTAL		4222604.97	6635159.00
See accompanying notes forming part of the financial statements			

In terms of our report attached

Y.A.Kshirsagar & Co. (FRN 137989W)

Chartered Accountants

Yogesh


Yogesh A.Kshirsagar

Proprietor

Membership No. 152732

Place : Buldana

Date:05/08/2022



For and on behalf of the Board of Directors

Mahavir D. Sontakke

Mahavir D. Sontakke

Director

DIN:07047585

Shrikrushna S. Shinde

Shrikrushna S. Shinde

Director

DIN: 08635306

CHANDOL FARMERS PRODUCER COMPANY LIMITED
Statement of Profit and Loss for the year ended 31 March, 2022
 CIN:U01403MH2015PTC262193



Particulars		Note No.	For the year ended 31 March, 2022	For the year ended 31 March, 2021
A	CONTINUING OPERATIONS			
1	Revenue from operations (gross)	13	49232752.00	37145609.00
	Less: GST			
	Revenue from operations (net)		49232752.00	37145609.00
2	Other income	14	1190266.78	728183.00
3	Total revenue (1+2)		50423018.78	37873792.00
4	Expenses			
	(a) Cost of materials consumed	15	46734461.51	32679972.00
	(b) Purchases of stock-in-trade		0.00	0.00
	(c) Changes in inventories of finished goods, work-in-progress and stock-in-trade	16	2556909.00	3048941.00
	(d) Employee benefits expense	17	107100.00	99000.00
	(e) Finance costs	18	120012.36	1829.00
	(f) Depreciation and amortisation expense	7	133626.00	131740.00
	(g) Other expenses	19	460817.94	1843922.00
	Total expenses		50112926.81	37805404.00
5	Profit / (Loss) before exceptional and extraordinary items and tax (3 - 4)		310091.97	68388.00
6	Exceptional items			
	Investment written off		0.00	0.00
7	Profit / (Loss) before extraordinary items and tax (5 ± 6)		310091.97	68388.00
8	Extraordinary items			
	Extraordinary items		0.00	0.00
9	Profit / (Loss) before tax (7 ± 8)		310091.97	68388.00
10	Tax expense:			
	(a) Current tax expense for current year		37770.00	12050.00
	(b) (Less): MAT credit (where applicable)		0.00	-10668.00
	(c) Current tax expense relating to prior years		0.00	0.00
	(d) Net current tax expense		0.00	0.00
	(e) Deferred tax		15633.00	26390.00
			53403.00	27772.00
11	Profit / (Loss) from continuing operations (9 ± 10)		256688.97	40616.00
12	Profit / (Loss) for the year		256688.97	40616.00

CHANDOL FARMERS PRODUCER COMPANY LIMITED
Statement of Profit and Loss for the year ended 31 March, 2022
(Statement of Profit and Loss without stating EBITDA)

Particulars	Note No.	For the year ended 31 March, 2022	For the year ended 31 March, 2021
13.i Earnings per share (of 10/- each):			
(a) Basic		2.03	0.58
(i) Continuing operations			
(ii) Total operations			
(b) Diluted		2.03	0.58
(i) Continuing operations			
(ii) Total operations			
See accompanying notes forming part of the financial statements			

In terms of our report attached.
For Y.A.Kshirsagar & Co. (FRN 137989W)
Chartered Accountants

Yogesh
Yogesh A.Kshirsagar
Proprietor
Membership No.152732
Place : Buldana
Date:05/08/2022



For and on behalf of the Board of Directors

M.D. Sontakke
Director
Mahavir D. Sontakke
DIN:07047585

Shrikrushna S. Shinde
Director
Shrikrushna S. Shinde
DIN: 08635306

CHANDOL FARMERS PRODUCER COMPANY LIMITED

Notes to Balance sheet

Note 1:

Share Capital

Note A1:

Share Capital	As on 31/03/2022 (RS.)	As on 31/03/2021 (RS.)
Authorised		
1,00,000 Equity Shares of Rs. 10/-each		1000000.00
2,00,000 Equity Shares of Rs. 10/-each	2000000.00	
	2000000.00	1000000.00
Issued , Subscribed & Paid up		
69,950 Equity Shares of Rs. 10/-each		699500.00
1,26,380 Equity Shares of Rs. 10/-each	1263800.00	
Total	1263800.00	699500.00


Note A2:

Particulars	Equity Shares	
	Number	Amount
Shares outstanding at the beginning of the year	69950.00	699500.00
Shares Issued during the year	56430.00	-
Shares bought back during the year	-	-
Shares outstanding at the end of the year	126380.00	699500.00

Note A3:

Share holding more than 5% of total share capital:

Name of Shareholder	As at 31 March, 2022		As at 31 March, 2021	
	No. of Shares held	% of Holding	No. of Shares held	% of Holding
NA				



Note 2:**Reserves & Surplus****Profit & loss a/c**


Particulars	As on 31/03/2022 (RS.)	As on 31/03/2021 (RS.)
Opening Balance	923870.00	883254.00
Add: Net Profit for the Current Year	256688.97	40616.00
Closing Balance	1180558.97	923870.00
Total	1180558.97	923870.00

Note 3:**Long Term Borrowings**

Particulars	As on 31/03/2022 (RS.)	As on 31/03/2021 (RS.)
Loans From related party		
Unsecured Loans - Others	225022.00	225000.00
Loan From Rajaram M. Bibe	160000.00	160000.00
Loan From Ramdas D. Wagh	160000.00	160000.00
Loan From Shrikrushna S. Shinde	10885.00	492410.00
Loan From Megha Bairagi	0.00	150000.00
Total	555907.00	1187410.00

Note 4:**Trade Payables**

Particulars	As on 31/03/2022 (RS.)	As on 31/03/2021 (RS.)
AKASH PRAKASH BAIRAGI	50000.00	-
BHAGULAL MOTILAL & COMPANY	0.00	200000.00
PRADIP NAMDEVRAO WAGH	341200.00	-
ALKA PRAKASH BAIRAGI	87260.00	-
DILIP NAMDEV WAGH	219549.00	-
H.M.SHAH & CO.	74576.00	-
PRATHAMESH AGRO FOOD INDUSTRIES PVT LTD	0.00	2398009.00
SAWATA TRADING COMPANY	0.00	813644.00
Shenfad Daulat Shinde	222500.00	222500.00
Siddhi Scale Services	0.00	9500.00
Total	995085.00	3643653.00



**Note 5:
Other Current Liabilities**


Particulars	As on 31/03/2022 (RS.)	As on 31/03/2021 (RS.)
Electricity Bill Payable	0.00	3325.00
Total	0.00	3325.00

Note 6: Short Term Provisions

Particulars	As on 31/03/2022 (RS.)	As on 31/03/2021 (RS.)
Audit Fees	40000.00	20000.00
Professional Fees	5000.00	0.00
Provision for income tax	37770.00	12050.00
Rent Payable	0.00	24000.00
Tax Audit Fee Payable	15000.00	7500.00
Total	97770.00	63550.00

Note 8: Non Current Investments

Particulars	As on 31/03/2022 (RS.)	As on 31/03/2021 (RS.)
Investment In Vidharbha Agri Cultural	50000.00	50000.00
Shares of Maha FPC	10000.00	10000.00
Shares of Vidharbh Allied Producer Company	1000.00	1000.00
Veeco Pulses Association	500.00	0.00
Fifa Investment	2000.00	2000.00
Total	63500.00	63000.00



CHANDOL FARMERS PRODUCER COMPANY LTD.
NOTES FORMING PART OF FINANCIAL STATEMENTS

Note 7 Fixed Assets

F.Y.2021-2022

Asset Class	Gross Block			Accumulated Depreciation/ Amortisation			Net Block			
	As on 01.04.21	Additions	Ded	As on 31.03.22	As on 01.04.21	Depreciation during The Year	Ded	As on 31.03.22	Net Block 31.03.21	Net Block 31.03.22
A) Tangible Assets										
Factory Building	7,22,046.00	-	-	7,22,046.00	95,758.00	22,817.00	-	1,18,575.00	6,03,471.00	6,26,288.00
Plant & Machinery	11,65,595.00	-	-	11,65,595.00	2,79,438.00	73,782.00	-	3,53,220.00	8,12,375.00	8,86,157.00
Electrical Installation	29,340.00	-	-	29,340.00	8,897.00	2,787.00	-	11,684.00	17,656.00	20,443.00
Equipments	25,088.00	-	-	25,088.00	7,848.00	1,588.00	-	9,436.00	15,652.00	17,240.00
Furniture & Fixture	29,970.00	-	-	29,970.00	11,994.00	2,847.00	-	14,841.00	15,129.00	17,976.00
Weighing Scale Machine	23,826.00	-	-	23,826.00	6,036.00	1,508.00	-	7,544.00	16,281.00	17,790.00
Epson Printer	9,600.00	-	-	9,600.00	4,414.00	3,040.00	-	7,454.00	2,146.00	5,186.00
CCTV Camera	17,630.00	-	-	17,630.00	8,658.00	5,583.00	-	14,241.00	3,389.00	8,972.00
Round Type Challna Unit	3,10,800.00	-	-	3,10,800.00	11,966.00	19,673.99	-	31,639.99	2,79,160.01	2,98,834.00
Total	23,33,895.00	-	-	23,33,895.00	4,35,009.00	1,33,626.00	-	5,68,635.00	17,65,259.00	18,98,886.00



Note 9: Long Term Loans & Advances

Particulars	As on 31/03/2022 (RS.)	As on 31/03/2021 (RS.)
MSEB Deposit	22000.00	22000.00
Deposit in NAFED	25000.00	25000.00
Total	47000.00	47000.00

Note 10: Trade Receivable


Particulars	As on 31/03/2022 (RS.)	As on 31/03/2021 (RS.)
IC Tata Chemicals	0.00	28980.00
Prithvi Finmart	1795.90	1812.00
Maha FPC	821153.98	235521.00
Total	822949.88	266313.00

**Note 11:
Cash & Cash Equivalents**

Particulars	As on 31/03/2022 (RS.)	As on 31/03/2021 (RS.)
a) Balance with Banks:	102392.24	69388.52
b) Cash in Hand	125433.00	480285.00
Total	227825.24	549673.52

**Note 12:
Other Current Asset**

Particulars	As on 31/03/2022 (RS.)	As on 31/03/2021 (RS.)
Gst Input Tax	36804.84	8148.48
MAT Credit Entitlement	10668.00	10668.00
TDS F.Y.21-22	14037.00	0.00
Total	61509.84	18816.48



CHANDOL FARMERS PRODUCER COMPANY LIMITED

Notes to P & L

Note 13:

Revenue From Operations

Particulars	As on 31/03/2022 (RS.)	As on 31/03/2021 (RS.)
Sale of Product - Finished goods	49232752.00	37145609.00
TOTAL	49232752.00	37145609.00

Note 14:

Other Income

Particulars	As on 31/03/2022 (RS.)	As on 31/03/2021 (RS.)
Misc Income Received	5,000.00	-
Discount Received	68,860.80	1,01,543.00
Bank Interest	1,122.00	-
MAHAFFPC Commission	11,15,283.98	6,26,640.00
TOTAL	11,90,266.78	7,28,183.00

Note 15 :


Purchases of stock in trade

Particulars	As on 31/03/2022 (RS.)	As on 31/03/2021 (RS.)
Purchases	46734461.51	32679972.00
TOTAL	46734461.51	32679972.00

Note 16 :

Chages In Inventories of Finished Goods

Particulars	As on 31/03/2022 (RS.)	As on 31/03/2021 (RS.)
Stock at the end of the year	12,34,560.00	37,91,469.00
Stock at the beginning of the year	37,91,469.00	68,40,410.00
Changes In Inventories	25,56,909.00	30,48,941.00
TOTAL	25,56,909.00	30,48,941.00



**Note 17 :
Employee Benefit Costs**


Particulars	As on 31/03/2022	As on 31/03/2021
Salaries and Wages	107100.00	99000.00
TOTAL	107100.00	99000.00

**Note 18:
Finance Costs**

Particulars	As on 31/03/2022 (RS.)	As on 31/03/2021 (RS.)
Bank Charges	1603.36	1829.00
Interest Paid	118409.00	0.00
TOTAL	120012.36	1829.00

**Note 19:
Other Expenses**

Particulars	As on 31/03/2022 (RS.)	As on 31/03/2021 (RS.)
Advertisement Exp.	7200.00	0.00
Seed Processing Charges	0.00	4203.00
Professional Fees	24100.00	5000.00
Transport Charges	147040.00	656029.00
Electric Bill Exp	7475.00	13485.00
Labour Charges	6000.00	6300.00
Project Report Exp.	25000.00	0.00
Printing & Stationery	0.00	5679.00
Audit Fees	20000.00	20000.00
Discount	104441.64	830698.00
Seed Royalty Reserve Charges	0.00	4203.00
Gst Late Fee	100.00	2670.00
Misc Exp	5.40	3645.00
ROC Fees	24200.00	0.00
Stamp Duty for Rent Agreement	28605.90	0.00
Commission Charges	5154.00	7001.00
Income Tax	0.00	9600.00
Marking & Sutali Exp	0.00	22170.00
Rent	24000.00	24000.00
Tax Audit Fee	7500.00	7500.00
Weight loss	0.00	204169.00
Consultancy Charges	0.00	3000.00
Praposal Charges	0.00	5000.00
Bags Purchased	29996.00	9570.00
TOTAL	460817.94	1843922.00



CHANDOL FARMERS PRODUCER COMPANY LIMITED

A) NOTES TO ACCOUNTS FOR F.Y.2021-22

1) COMPANY OVERVIEW

CHANDOL FARMERS PRODUCER COMPANY LIMITED is a private Limited company incorporated under the Companies Act, 2013.

2) BASIS OF ACCOUNTING

The accounts have been prepared under Historic Cost Conversion and comply with the Accounting Standards. All Expenses having material bearing on the Financial Statement are recognized on accrual basis with the exception of items with significant uncertainty.

3) USE OF ESTIMATE

The preparation of financial statements in conformity with Indian GAAP requires the management to make judgments, estimates and assumptions that affect the reported amounts of revenues, expenses, assets and liabilities and the disclosure of contingent liabilities, at the end of the reporting period. Although these estimates are based on the management's best knowledge of current events and actions, uncertainty about these assumptions and estimates could result in the outcomes requiring a material adjustment to the carrying amounts of assets or liabilities in future periods.

B) SIGNIFICANT ACCOUNTING POLICIES:

AS-1: BASIS FOR PREPARATION OF FINANCIAL STATEMENTS:

The Financial Statement of Company are prepared under historical cost convention and on accrual basis and in accordance with the generally accepted Accounting Standards and normally accepted accounting principles.

AS-2: INVENTORIES:

Inventory is Valued at Cost Or NRV whichever is lower.

AS - 3: CASH FLOW STATEMENTS:

As per Sec. 2(40) of Companies Act 2013 , the company being a small company is not required to present Cash flow statement.

AS-4: CONTINGENCIES AND EVENTS OCCURRING AFTER BALANCE SHEET DATE:

There are no Contingencies and Events occurring after the Balance Sheet Date.

AS-9: REVENUE RECOGNITION:

The Company follows the Mercantile System of Accounting and recognizes Income & Expenditure on Accrual Basis.

AS-10: PROPERTY PLANT & EQUIPEMENT:

Fixed Assets are stated at cost less depreciation. Costs include all expenses incurred to bring the assets to its present location and condition.


AS -11: EFFECTS OF CHANGES IN FOREIGN EXCHANGE RATES:

There are no foreign exchange transactions during the year.

AS-18: RELATED PARTY DISCLOSURE:

(a) Name of the related parties, related party relationship and transaction with Related Parties

Name of related party	Relationship	Transaction
Shrikrushna S. Shinde	Director	Loan Repaid Rs.4,81,525
Megha Bairagi	Director	Loan Repaid Rs.1,50,000
Mahaveer Digambar Sontakke	Director	Loan Taken Rs.1,66,902 & Loan Repaid Rs.1,66,880



AS-20: EARNING PER SHARE – (EPS):

Basic earnings per share are calculated by dividing the net profit after tax and includes the post tax effect of any extra-ordinary / Exceptional Item for the period attributable to equity shareholders by the weighted average number of equity shares outstanding during the period.

Particulars	Current Year	Previous Year
Numerator : Profit as per Profit and	256688.97	40616.00
Denominator : Weighted average	126380	69950
Earning and Diluted Earnings Per Share :	2.03	0.58
Nominal Value of equity share	10.00	10.00

AS-22: DEFERRED TAX ASSETS & LIABILITIES:

Deferred Tax Liability recognised as per Accounting Standard- 22.

AS – 29: PROVISION CONTINGENT LIABILITIES AND CONTINGENT ASSETS:

The Company recognizes a provision when there is a present obligation as a result of a past event that probably requires an outflow of resources and a reliable estimate can be made of the amount of the obligation. A disclosure for a contingent liability is made when there is a possible obligation or a present obligation that may, but probably will not, require an outflow of resources.

Where there is a possible obligation or a present obligation but the likelihood of outflow of resources is remote, provision or disclosure as specified in Accounting Standard 29 "Provisions, Contingent Liabilities and Contingent Assets".

Additional information


Additional information pursuant to the provisions of para 3 & 4 of schedule VI to the Companies act, 1956 (As Certified by the Management and not verified by the Auditors):


Installed capacity - Not Applicable

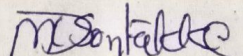
AUDITORS REMUNERATION


Statutory Audit Fees 21-22 : Rs.20000/-

As per our report attached
For Y.A.Kshirsagar & Co. (FRN 137989W)
Chartered Accountants


Yogesh A.Kshirsagar
Proprietor
Membership No. 152732
Place : Buldana
Date:05/08/2022




Mahavir D. Sontakke
Director
DIN:07047585


Shrikrushna S. Shinde
Director
DIN: 08635306